



# HSL-DI32-US/-UD

## 32-CH Discrete Input Modules with U Profile



HSL-DI32-US-N



HSL-DI32-UD-N

### Features

- Support 32 DI channels
- Transmission speeds: 3/6/12 Mbps
- RJ-45 phone jack for easy installation
- Compact and single board design to meet space limitation and cost-effective requirement

### Ordering Information

- **HSL-DI32-US-N**  
32-CH discrete input with US type connector, NPN type
- **HSL-DI32-UD-N**  
32-CH discrete input with UD type connector, NPN type

### Specifications

■ Slave ID Consumption	2
■ Transmission Mode	Full/Half duplex
■ Transmission Speed	3/6/12 Mbps selectable, 6 Mbps is default setting
■ Input Impedance	4.7 K $\Omega$
■ Input Current	$\pm 10$ mA (max), $\pm 12$ mA (peak), NPN sinking type
■ Input Voltage	+24 V
■ Operation Temperature	0°C to +60°C
■ Photo Couple Isolation Voltage	2500 V <sub>RMS</sub>
■ LED Indicator	Power, Input/Output status and Link
■ Dimension	138 x 52.7 x 71.8 mm (W x H x D)
■ Power Requirement	+24 V <sub>DC</sub> ( $\pm 10\%$ )


### Software Support

- **Windows® Platform**  
Windows® 7/Vista (32-bit)/XP/2000 libraries


- **HSL LinkMaster Utility**  
The HSL LinkMaster utility is used to scan and test slave devices

# HSL-DO32-US/-UD

## 32-CH Discrete Output Modules with U Profile



HSL-DO32-US-N



HSL-DO32-UD-N

### Features

- Support 32 DO channels
- Transmission speeds: 3/6/12 Mbps
- RJ-45 phone jack for easy installation
- Compact and single board design to meet space limitation and cost-effective requirement

### Ordering Information

- **HSL-DO32-US-N**  
32-CH discrete output with US type connector, NPN type
- **HSL-DO32-UD-N**  
32-CH discrete output with UD type connector, NPN type

### Specifications

■ Slave ID Consumption	2
■ Transmission Mode	Full/Half duplex
■ Transmission Speed	3/6/12 Mbps selectable, 6 Mbps is default setting
■ Input Voltage	+24 V
■ Output Switching Capacity	Per single channel 90mA (max.), NPN sinking type
■ Operation Temperature	0°C to +60°C
■ Photo Couple Isolation Voltage	2500 V <sub>RMS</sub>
■ LED Indicator	Power, Input/Output status and Link
■ Dimension	138 x 52.7 x 71.8 mm (W x H x D)
■ Power Requirement	+24 V <sub>DC</sub> ( $\pm 10\%$ )

### Software Support

- **Windows® Platform**  
Windows® 7/Vista (32-bit)/XP/2000 libraries

- **HSL LinkMaster Utility**  
The HSL LinkMaster utility is used to scan and test slave devices